
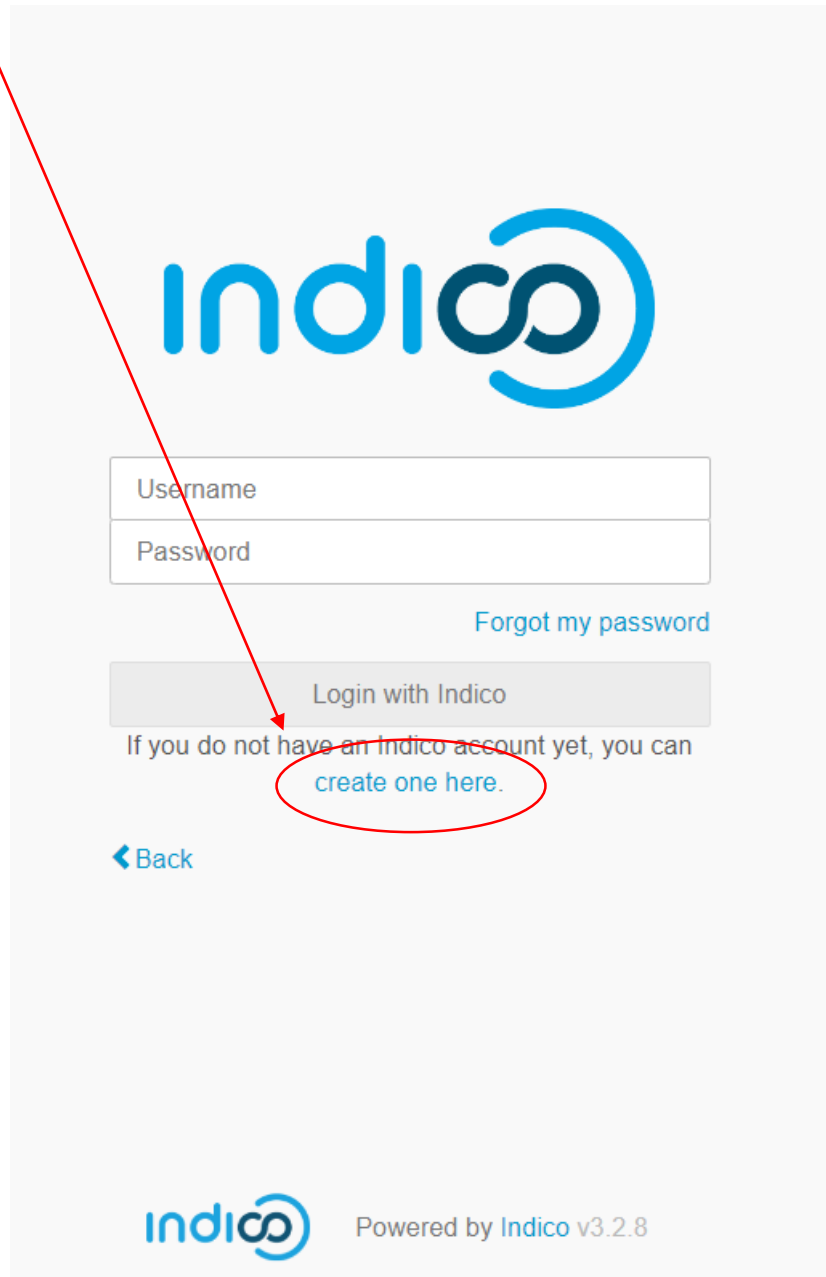


1. Go to <https://konferencije.foozos.hr/login/> or follow Login button in top right corner of the invitation link.



2. Choose to create new Indico account



### 3. Enter your email address and do a CAPTCHA test.

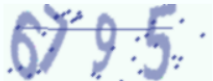

#### Create a new Indico profile

To create a new Indico profile you first need to verify your email address.

Email address \*

CAPTCHA

Confirm that you are not a robot 🤖  
Type the characters you see in the image. You can also listen to the audio instead


 

Answer

[Send me a verification email](#) [Back](#)

### 4. Verify email. Note that verification is possible only within **1 hour** from the moment the link is sent.

#### Create a new Indico profile

 We have sent you a verification email. Please check your mailbox within the next hour and open the link in that email.

[Cancel](#)

#### [Indico] Verify your email Pristigla pošta ×



noreply@foozos.hr

prima ja ▼

Dear user,

You started the Indico profile creation process. To continue, you need to verify that [noreply@foozos.hr](mailto:noreply@foozos.hr) is indeed your email address.

Please click the following link to continue the registration process:

[https://konferencije.foozos.hr/register/?token=18b3c0b4e7014e2d33ac028e88f9d0c3620\\_ZamPA\\_xd0u4T80ev2E5U4k0m\\_Bj0Kx](https://konferencije.foozos.hr/register/?token=18b3c0b4e7014e2d33ac028e88f9d0c3620_ZamPA_xd0u4T80ev2E5U4k0m_Bj0Kx)

--

Indico :: Email Notifier

<https://konferencije.foozos.hr/>

## 5. Fill in the required information

Create a new Indico profile

✓ You have successfully validated your email address and can now proceed with the registration.

**User information**

Email address

First name \*  Last name \*

Affiliation

**Login details**

Username \*

Password \*  Confirm password \*

[Create my Indico profile](#) [Cancel](#)

6. The registration process has been successfully completed. If you wish, you can further customize your profile.

The screenshot shows the Indico user interface. At the top, a green notification bar states: "✓ You have successfully registered your Indico profile. Check your profile for further details and settings." Below this, a welcome message reads: "Welcome to Indico. The Indico tool allows you to manage complex conferences, workshops and meetings. To start browsing, please select a category below." A calendar view for "January 2024" is visible, showing a date with a "NEW" badge. The navigation bar at the top includes the Indico logo, a "My profile" link (circled in red), and a user profile dropdown menu (circled in red) showing "Public" and "Europe/Zagreb". The main content area has a search bar and a "Create event" button.